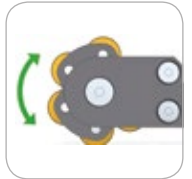




MOLETEADORES POR DEFORMACIÓN FORM-KNURLING TOOLS



M2



+ Características

- Recomendado para moleteados tipo RGE
- Cabeza giratoria para el auto-centrado de las moletas
- Para trabajos no repetitivos
- Ejes de HSS

Tipos de máquinas

- Para tornos convencionales

+ Features

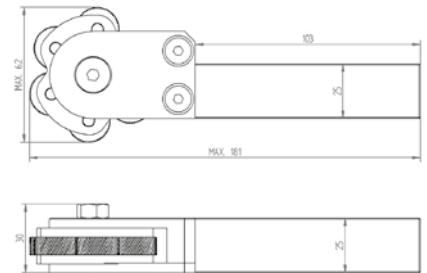

- Recommended for RGE type knurling
- Revolving head for knurls self-centering
- For non-repetitive works
- HSS pins

Machine Types

- For conventional lathes



+ Avance Feed



+ Formas de moleteados realizables Feasible knurling forms

| | RAA | RGE 30° | RGE 45° |
|-------------------------------------|---------|---------------|---------------|
| Tipo de moleteado Knurling form | | | |
| Con moleta tipo With knurl type | AA+AA | BL30° + BR30° | BL45° + BR45° |
| Avances permitidos Allowed feeds | F ● R ● | F ● R ● | F ● R ● |

R Moleteados recomendados | Recommended knurlings

| Herramienta Tool | | | | | |
|--------------------|-------------------------|--------------------|-----------------------|-----------------|----------|
| Código Code | Referencia Reference | Versión Version | Capacidad Capacity | Moleta Knurl | Kg Kg |
| 01020100 | M2 20.08.25 | R+L | Ø 8-200 | 20x8x6 | 1.0 |

| Repuesto Spare Part | | |
|-----------------------|-------------------------|--|
| Código Code | Referencia Reference | |
| 01990201 | EM2-SET | |